

RoHS Compliant

NOTE:

1. Material:
 Body(Housing): Thermoplastics,UL94V-0(Color: Black,Halogen Free).
 Down Molding Housing: Thermoplastics,UL94V-0(Color: Black,Halogen Free).
 Contact: Copper Alloy
 Shell: Stainless Steel

2. FINISH:

Contact: Au 3u" Plated on Contact Area,
 Gold Flash Plated on Solder Area
 30u" Min.Nickel Underplating Over All.
 Shell: 50u" Min. Solderability Nickel plated Over All.
 Gold Flash Plated on solder Tail of Dip legs

3. Specification:

3.1: Electrical:

Current Rating: 5A For Pin(A4,A9,B4,B9), 1.25A For Others Pin
 Insulation Resistance(EIA-364-21):
 100MΩ Min. at 500V/DC for 1Minute.
 Contact Resistance(EIA-364-06): 50 mΩ Max.
 Dielectric Withstanding Voltage(EIA-364-20):
 No discharge, flashover or breakdown at 100V/AC 1Minute

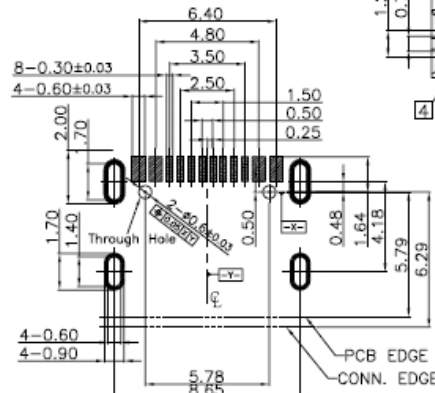
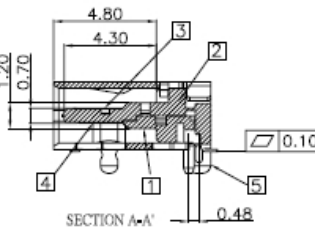
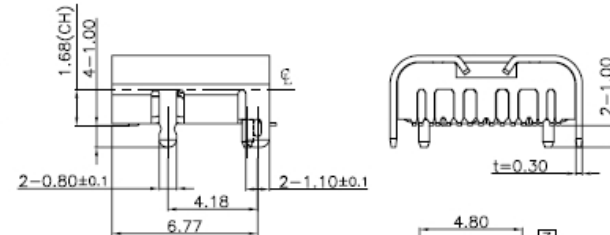
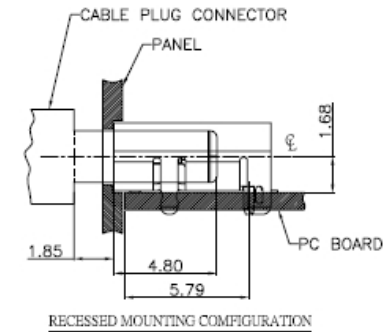
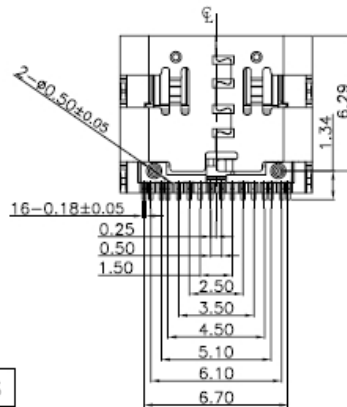
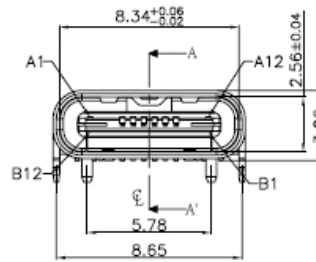
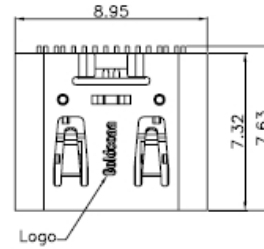
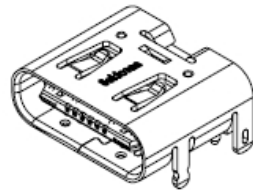
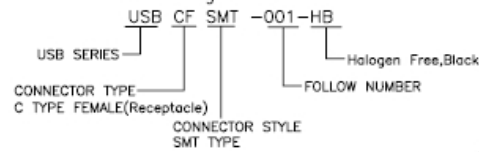
3.2: Mechanical Characteristic:

Insertion Force: 5~20N
 Extraction Force: 0~1000 Cycles 8~20N. 1000~10000 Cycles 5~20N
 Durability :10000 Cycles

4. Recommended process IR REFLOW:260°C, 3~5seconds.

5. Operating Temperature:-55°C~+85°C

Ordering Information



PIN ASSIGNMENT			
PIN NUMBER	SIGNAL NAME	PIN NUMBER	SIGNAL NAME
A1	GND	B12	GND
A2		B11	
A3		B10	
A4	VBUS	B9	VBUS
A5	CC1	B8	SBU2
A6	D+	B7	D-
A7	D-	B6	D+
A8	SBU1	B5	CC2
A9	VBUS	B4	VBUS
A10		B3	
A11		B2	
A12	GND	B1	GND

5	Shell	GUBXXB-***-VA12	Stainless Steel, Solderability Ni Plated over all Gold Flash Plated on solder Tail of Dip legs	1PCS
4	Lower Terminal	GUBXXD-***-VG03	Copper Alloy, Au 3u" Plated on contact Area Gold Flash Plated on Solder Area	8PCS
3	UP Terminal	GUBXXD-***-VG03	Copper Alloy, Au 3u" Plated on contact Area Gold Flash Plated on Solder Area	8PCS
2	Molding BODY	HUT45L-***-BM03-H	LCP Black(Halogen Free),	1PCS
1	Molding Down Housing	HUT47L-***-BM03-H	LCP Black(Halogen Free)	1PCS
項次 NO.	品名 NAME	料号 P/N	表面处理 PLATING	备注 MARK

版本 REV.	NEW ISSUE	日期 DATE	修改 DRAW	核准 APPROVE	審核 CHECKED
		15.07.09			

單位 UNIT	MM	* Inspection Item	星赫科技有限公司 STAR TECH TECHNOLOGY CO., LTD.
比例 SCALE	1:1	Cp/Cpk and SPC Control Item TOLERANCE UNLESS OTHERWISE SPECIFIED .X±0.25 X'±3' .XX±0.20 .X'±1' .XXX±0.10 XX±	
張數 SHEET	1+1	圖號 DWG NO.	USB CF SMT -001-HB
製圖 DRAWING	Lxb	名稱 TITLE	USB3.1 C SMT Type Receptacle(Top Mount 0±50.0±0.26 Top tool package)
		有法 FWD	客户图