

RoHS Compliant

NOTE:

1. Material:
 Body(Housing): Thermoplastics,UL94V-0(Color: Black,Halogen Free).
 Down Molding Housing: Thermoplastics,UL94V-0(Color: Black,Halogen Free).
 Contact: Copper Alloy
 Shell: Stainless Steel

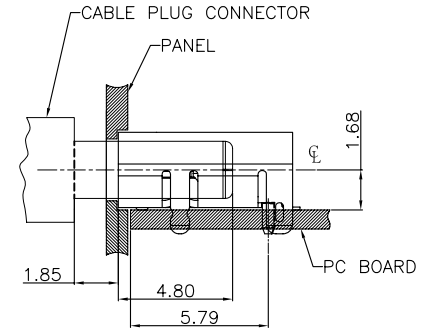
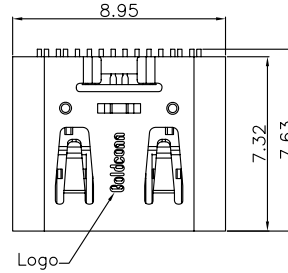
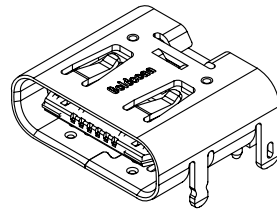
2. FINISH:
 Contact: Au 3u" Plated on Contact Area,
 Gold Flash Plated on Solder Area
 30u" Min.Nickel Underplating Over All.
 Shell: 50u" Min. Solderability Nickel plated Over All.
 Gold Flash Plated on solder Tail of Dip legs

3. Specification:
 3.1: Electrical:
 Current Rating: 5A For Pin(A4,A9,B4,B9), 1.25A For Others Pin
 Insulation Resistance(EIA-364-21):
 100MΩ Min. at 500V/DC for 1Minute.
 Contact Resistance(EIA-364-06): 50 mΩ Max.
 Dielectric Withstanding Voltage(EIA-364-20):
 No discharge, flashover or breakdown at 100V/AC 1Minute
 3.2: Mechanical Characteristic:
 Insertion Force: 5~20N
 Extraction Force: 0~1000 Cycles 8~20N. 1000~10000 Cycles 5~20N
 Durability :10000 Cycles
 4. Recommended process IR REFLOW:260°C, 3~5seconds.
 5. Operating Temperature:-55°C~+85°C

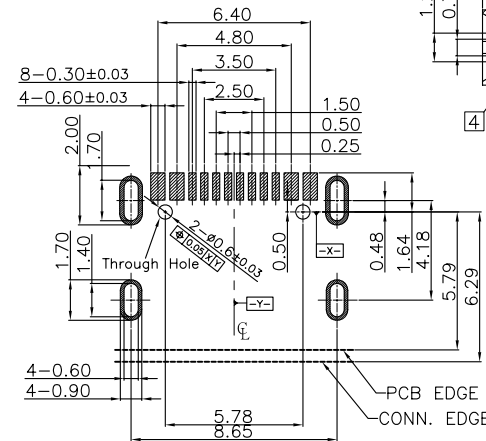
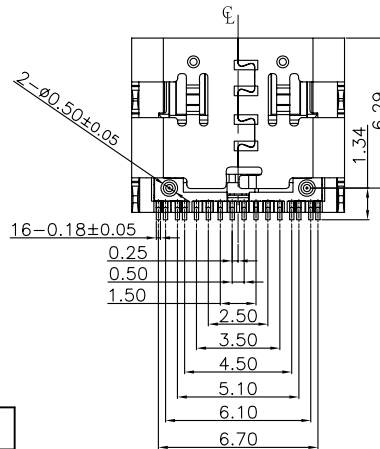
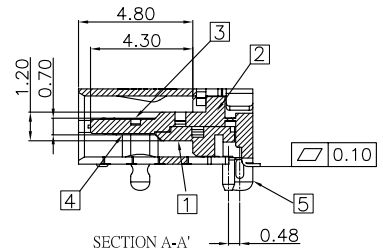
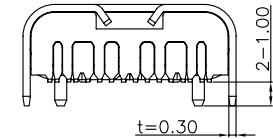
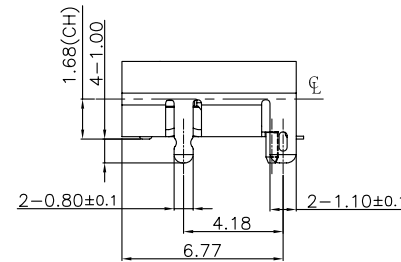
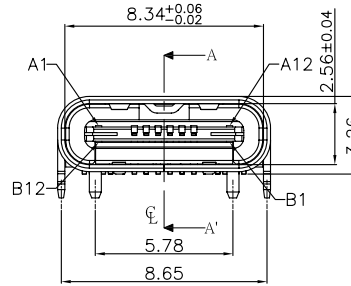
Ordering Information

USB CF SMT -001-HB

USB SERIES ———— Halogen Free,Black
 CONNECTOR TYPE ———— FOLLOW NUMBER
 C TYPE FEMALE(Receptacle)
 CONNECTOR STYLE
 SMT TYPE



RECESSED MOUNTING CONFIGURATION



RECOMMENDED PCB LAYOUT(TOP VIEW)

GENERAL TOLERANCES:±0.05
 PCB THICKNESS:0.6~1.2mm

| PIN ASSIGNMENT | | | |
|----------------|-------------|------------|-------------|
| PIN NUMBER | SIGNAL NAME | PIN NUMBER | SIGNAL NAME |
| A1 | GND | B12 | GND |
| A2 | | B11 | |
| A3 | | B10 | |
| A4 | VBUS | B9 | VBUS |
| A5 | CC1 | B8 | SBU2 |
| A6 | D+ | B7 | D+ |
| A7 | D- | B6 | D+ |
| A8 | SBU1 | B5 | CC2 |
| A9 | VBUS | B4 | VBUS |
| A10 | | B3 | |
| A11 | | B2 | |
| A12 | GND | B1 | GND |

| | | | | |
|--------|----------------------|-------------------|---|---------|
| 5 | Shell | GUBXXB-***-VA12 | Stainless Steel, Solderability Ni Plated over all Gold Flash Plated on solder Tail of Dip legs | 1PCS |
| 4 | Lower Terminal | GUBXXD-***-VG03 | Copper Alloy, Au 3u" Plated on contact Area Gold Flash Plated on Solder Area | 8PCS |
| 3 | UP Terminal | GUBXXD-***-VG03 | | 8PCS |
| 2 | Molding Body | HUT45L-***-BM03-H | LCP Black(Halogen Free), | 1PCS |
| 1 | Molding Down Housing | HUT47L-***-BM03-H | LCP Black(Halogen Free) | 1PCS |
| 项次 NO. | 品名 NAME | 料号 P/N | 表面处理 PLATING | 备注 MARK |

| | | | |
|-------------------|-----------|--------------------------------------|--|
| 單位 UNIT | MM | * Inspection Item | |
| 比例 SCALE | 1:1 | ■ Cp, Cpk and SPC Control Item | |
| 張數 SHEET | 1*1 | TOLERANCE UNLESS OTHERWISE SPECIFIED | |
| 製圖 DRAWING | Lxb | .XX±0.20 .X'±3' | |
| 版本 REV. | NEW ISSUE | .XX±0.10 .XX± | |
| 設變內容 MODIFICATION | 15.07.09 | | |
| 日期 DATE | | | |
| 修改 DRAW | | | |
| 核准 APPROVE | | | |
| 審核 CHECKED | | | |

| | |
|-------------|---|
| 圖號 DWG. NO. | USB CF SMT -001-HB |
| 名稱 TITLE | USB3.1 C SMT Type Receptacle, Top Mount (L=7.32,H=3.26 Tape reel package) |
| 角法 PROJ. | 客户图 |

Goldconn 高端電子有限公司
 GOLDCONN ELECTRONICS CO.,LTD.