

RoHS Compliant

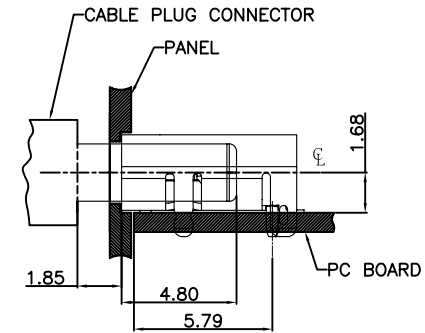
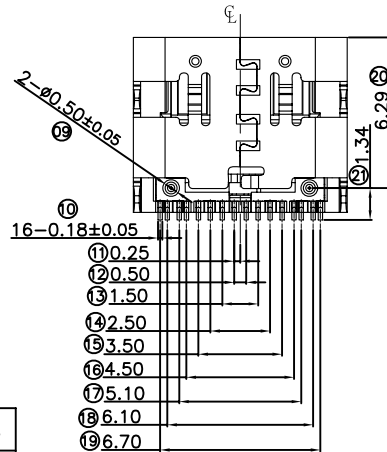
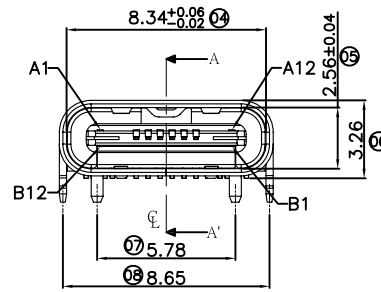
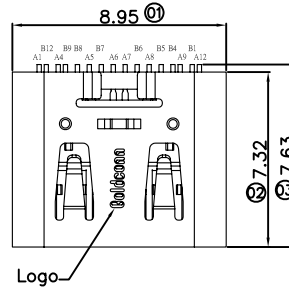
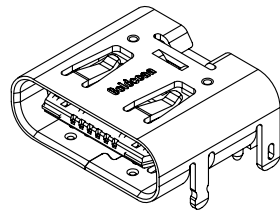
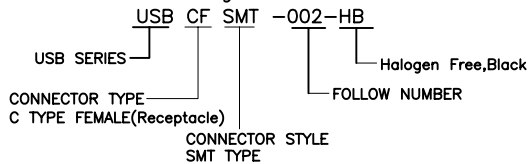
NOTE:

1. Material:
 Body(Housing): Thermoplastics,UL94V-0(Color: Black,Halogen Free).
 Down Molding Housing: Thermoplastics,UL94V-0(Color: Black,Halogen Free).
 Contact: Copper Alloy
 Shell: Stainless Steel

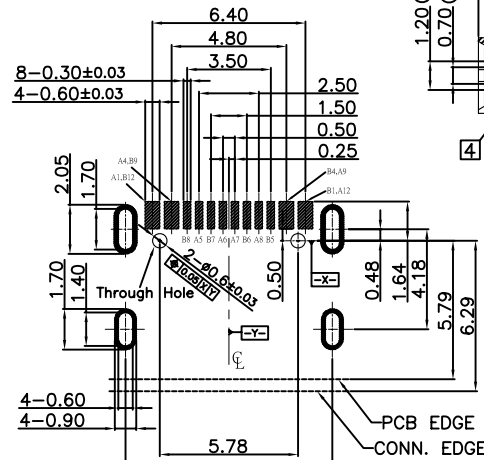
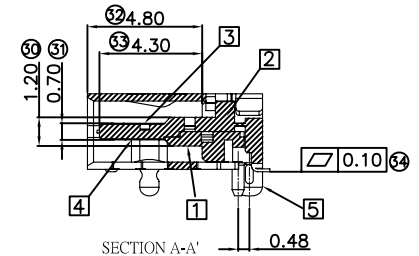
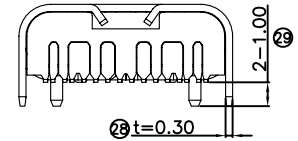
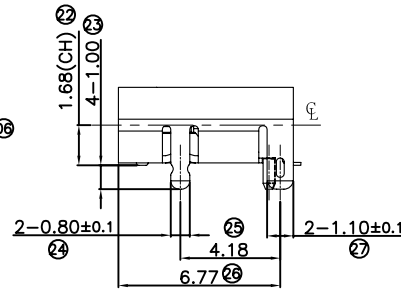
2. FINISH:
 Contact: Au 30u" Plated on Contact Area,
 Gold Flash Plated on Solder Area
 50u" Min.Nickel Underplating Over All.
 Shell: 50u" Min. Solderability Nickel plated Over All.
 Gold Flash Plated on solder Tail of Dip legs

3. Specification:
 3.1: Electrical:
 Current Rating: 5A For Pin(A4,A9,B4,B9), 1.25A For Others Pin
 Insulation Resistance(EIA-364-21):
 100MΩ Min. at 100V/DC
 Contact Resistance(EIA-364-06): 50 mΩ Max.
 Dielectric Withstanding Voltage(EIA-364-20):
 No discharge, flashover or breakdown at 100V/AC 1Minute
 3.2: Mechanical Characteristic:
 Insertion Force: 5~20N
 Extraction Force: 0~1000 Cycles 8~20N. 1000~10000 Cycles 5~20N
 Durability :10000 Cycles
 4. Recommended process IR REFLOW:260°C, 3-5seconds.
 5. Operating Temperature:-55°C~+85°C

Ordering Information



RECESSED MOUNTING CONFIGURATION



RECOMMENDED PCB LAYOUT(TOP VIEW)
 GENERAL TOLERANCES:±0.05
 PCB THICKNESS:0.6~1.2mm

PIN ASSIGNMENT			
PIN NUMBER	SIGNAL NAME	PIN NUMBER	SIGNAL NAME
A1	GND	B12	GND
A2		B11	
A3		B10	
A4	VBUS	B9	VBUS
A5	CC1	B8	SBU2
A6	D+	B7	D-
A7	D-	B6	D+
A8	SBU1	B5	CC2
A9	VBUS	B4	VBUS
A10		B3	
A11		B2	
A12	GND	B1	GND

5	Shell	GUB79U-1A1-VA12	Stainless Steel, Solderability Ni Plated over all Gold Flash Plated on solder Tail of Dip legs	1PCS
4	Lower Terminal	GUB78D-1B1-VG30	Copper Alloy, Au 30u" Plated on contact Area Gold Flash Plated on Solder Area	8PCS
3	UP Terminal	GUB78D-1A1-VG30		8PCS
2	Molding UP BODY	HUT45L-1D1-BM30-H	LCP Black(Halogen Free),	1PCS
1	Molding Down Housing	HUT56L-1C1-BM30-H	LCP Black(Halogen Free)	1PCS
项次 NO.	品名 NAME	料号 P/N	表面处理 PLATING	备注 MARK

單位 SCALE	MM	* Inspection Item	金端電子有限公司 GOLDCONN ELECTRONICS CO.,LTD.
比例	1:1	■ Cp/Cpk and SPC Control Item	
張數 SHEET	1*1	TOLERANCE UNLESS OTHERWISE SPECIFIED	圖號 Dwg. No.
製圖 DRAWN	Lxb	.XX±0.25 .X'±3'	名稱 TITLE
版本 REV.		.XX±0.20 .X'±1'	USB3.1 C SMT Type Receptacle,Top Mount (L=7.32,H=3.26 Tape reel package,BK,30u" Au)
		.XX±0.10 .XX±	角法 PROJ.
			客户图
NEW ISSUE	15.07.09		
設變內容 MODIFICATION	日期 DATE	修改 DRAW	核准 APPROVE
		審核 CHECKED	